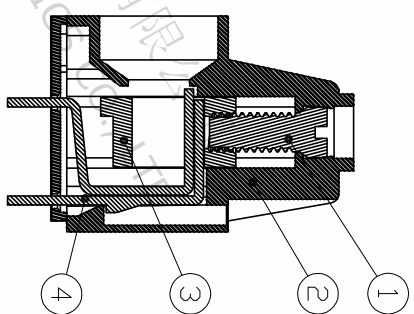
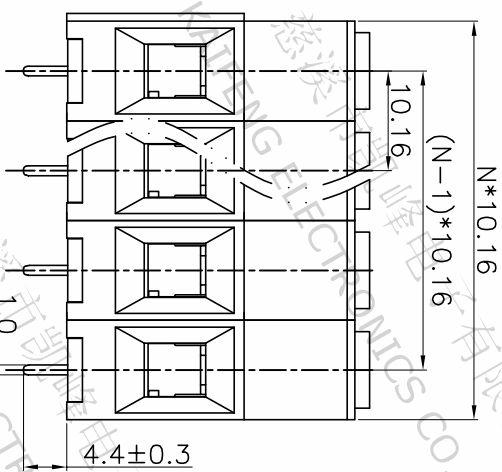
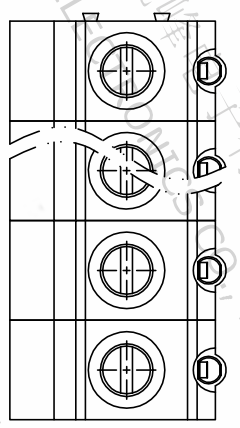
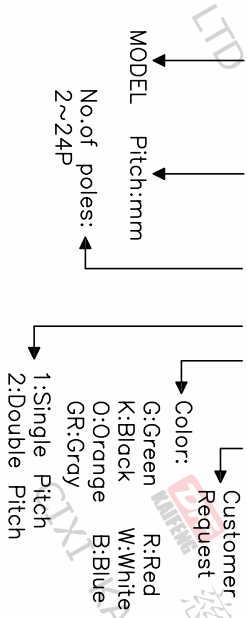


REV.	DESCRIPTION	DATE	DRAFTER	APPROVER
A1	DWG.REL	2020.05.22	DENG	JIN

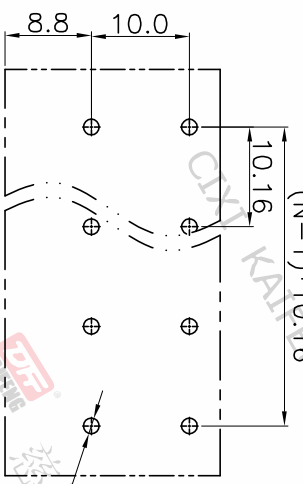


- Material
 ①Screws : M4.0 steel, Zinc plated,
 “_” slot type
 ②Housing : PA66, UL94V-0
 ③Clamp : Copper alloy, Ni plated
 ④Pin header : Copper alloy, Tin plated
- Electrical IJL IEC
 Rated voltage : 600V 500V
 Rated current : 65A 65A
 Contact Resistance: 20mΩ
 Insulation resistance: 500MΩ/DC500V
 Withstanding Voltage : AC3000V/1min
 Wire range: 20-6AWG 16.0mm²
- Mechanical
 Operating temperature: -40°C ~ +105°C
 Soldering temperature: 250°C ±5/5sec
 Torque: 1.2N.m (10.53Lb.in)
 Strip length: 10mm
- RoHS compliance

HOW TO ORDER
 KF136HT-10.16-XXP-1 X-XXXXX



P.C.B.LAYOUT



Pitch range	Nominal dimension range	PROJECTION	UNIT
>0	>0	0.1/10	mm
~6	~30		
~10	~60		
~24	~100		
±0.15	±0.30		
±0.20	±0.50		
±0.30	±0.70		
±1.00	±1.30		
			±2°

DRAWING TYPE	CUSTOMER DRAWING
SCALE	1:1
SHEET	1 OF 1
DRAWING NO.	W15000762

TITLE	SHEET SIZE	SERIES
KF136HT-10.16-XXP-1X	A4	KF136HT

DF 慈溪市凯峰电子有限公司
 CIXI KAIFENG ELECTRONICS CO.,LTD