

REV.	DESCRIPTION	DATE	DRAFTER	APPROVER
A1	DWG.REL	2020.6.02	ZHANG	JIN

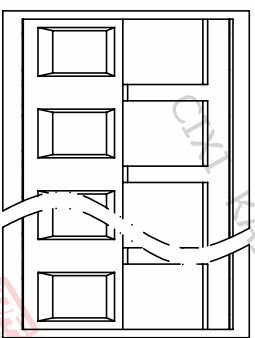
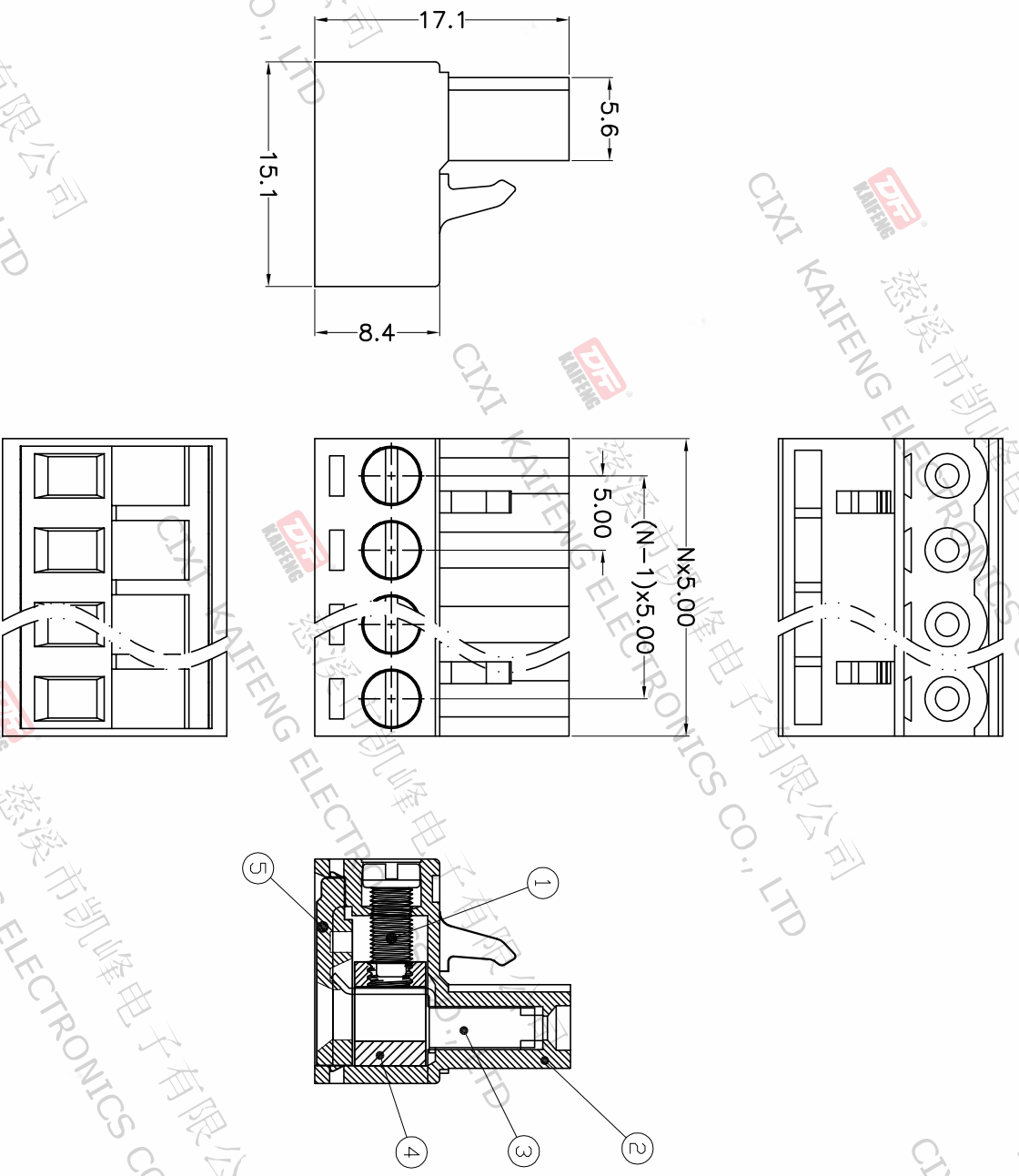
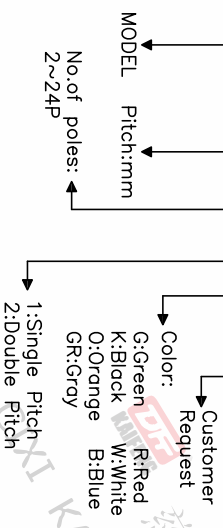
- Material
  - ①Screws : M3.0 steel, Zinc plated, \* slot type
  - ②Housing : PA66, UL94V-0
  - ③Contact : Copper alloy, Tin plated
  - ④Clamp : Copper alloy, Ni plated
  - ⑤Cover : PA66, UL94V-0

- Electrical
  - UL IEC
  - Rated voltage : 300V 320V
  - Rated current : 15A 20A
  - Contact resistance : 20mΩ(Max)
  - Insulation resistance : 500MΩ/DC500V
  - Withstanding Voltage : AC2000V/1min
  - Wire range : 28-12AWG 2.5mm<sup>2</sup>

- Mechanical
  - Operating temperature: -40°C~+105°C
  - Soldering temperature: 250°C±5/5sec
  - Torque: 0.5N.m (4.43lb.in)
  - Strip length: 7-8mm

• RoHS compliance

HOW TO ORDER  
KF2EDG-X-5.0-XXP-1 X-XXXXX



Pitch range	Nominal dimension range	PROJECTION	UNIT	TITLE
>0	>0	0.1/10	mm	KF2EDG-X-5.0-XXP-1X
~6	>10			
~10	~24			
~24	~30			
~30	~60			
~60	~100			
~100	~150			
~150	~150			
±0.15	±0.20	±0.30	±0.30	±0.50
		±0.70	±1.00	±1.30
				±2°

**DFE** 慈溪市凯峰电子有限公司  
CIXI KAIFENG ELECTRONICS CO.,LTD

DRAWING NO. W10000642

SCALE 1:1 SHEET 1 OF 1

DRAWING TYPE CUSTOMER DRAWING