

REV.	DESCRIPTION	DATE	DRAFTER	APPROVER
A1	DWG.REL	2020.6.02	ZHANG	JIN

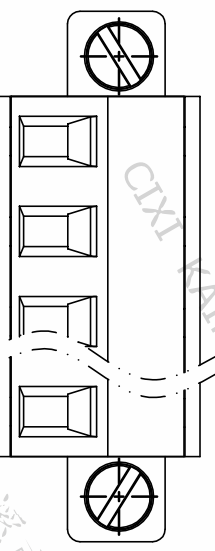
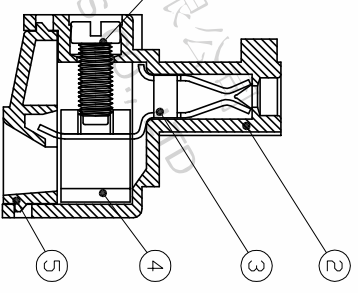
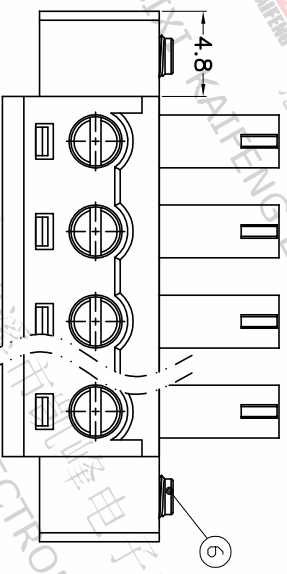
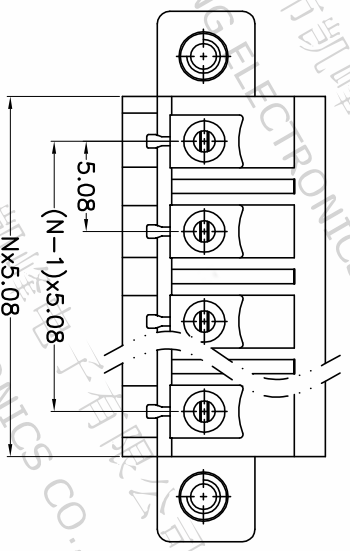
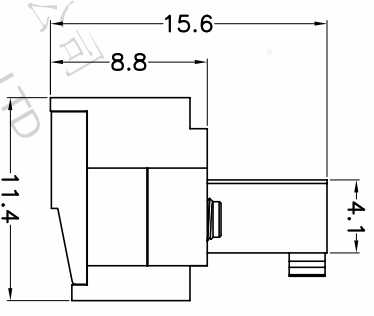
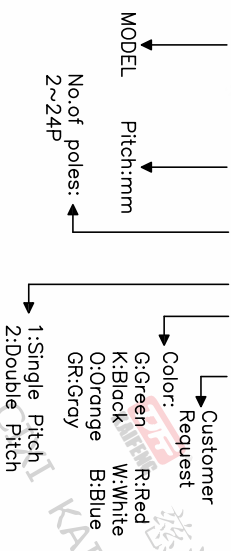
- Material
  - ①Screw : M2.0 steel, Zinc plated, \*- slot type
  - ②Housing : PA66, UL94V-0
  - ③Contact : Copper alloy, Tin plated
  - ④Clamp : Copper alloy, Ni plated
  - ⑤Cover : PA66, UL94V-0
  - ⑥Screw : M2.5 steel, Zinc plated, \*- slot type

- Electrical
  - UL IEC
  - Rated voltage : 300V 320V
  - Rated current : 8A 7A
  - Contact resistance : 20mΩ(Max)
  - Insulation resistance : 500MΩ/DC500V
  - Withstanding Voltage : AC2000V/1min
  - Wire range : 28-16AWG 0.5-1.5mm<sup>2</sup>

- Mechanical
  - Operating temperature: -40°C ~ +105°C
  - Soldering temperature: 250°C ±5 / 5sec
  - Torque : 0.2N.m (1.77Lb.in)
  - Strip length: 5-6mm

• RoHS compliance

HOW TO ORDER  
KF2EDGM-Y-5.08-XXP-1 X-XXXXX



Pitch range	Nominal dimension range	PROJECTION	UNIT
>0	>0	0.1/10	mm
~6	~10		
~10	~24		
±0.15	±0.20		
	±0.30		
	±0.50		
	±0.70		
	±1.00		
	±1.30		
	±2		

DRAWING TYPE	CUSTOMER DRAWING
SCALE	1:1
SHEET	1 OF 1
DRAWING NO.	W10000792

TITLE  
KF2EDGM-Y-5.08-XXP-1X

SHEET SIZE A4

SERIES KF2EDGM-Y

**DF** 慈溪市凯峰电子有限公司  
CIXI KAIFENG ELECTRONICS CO.,LTD